



Welcome to our 2024 AGM

Our Year in Brief

In our Annual Impact Report, you can see a snapshot of our work over the last financial year.

Here are some of the highlights, including some extra key events from March 2024 onwards...



Our Year in Brief

- We distributed **£1,636,276** in **185 awards**, to **105 different organisations** across **13 projects**
- **Only 4% of our expenditure** goes on the running costs of the organisation
- **The Community Services team** provided group support to **139 VCSE groups**
- **The Volunteer Centre team** launched a brand new online volunteering hub for Derby and achieved VCQA accreditation
- We held another hugely successful **Volunteer Awards** night, to acknowledge and celebrate the brilliant volunteers, community groups and voluntary organisations that work tirelessly for our city.
- We continued to facilitate the allocation of grants for **Maths Multiply**, a government-funded programme aimed at helping adults improve their numeracy skills. **7 organisations** received a share of **£168,930** with **614** people attending activities.



Our Year in Brief cont...

- We continued to work with Derby City Council to facilitate the **Holiday Activities & Food Programme** (HAF) with 2,276 individual children supported at Easter, 2,191 in summer and 1,368 in winter.
- Our **DHIP** team have been very busy, a standout being the Hypertension Engagement Project, with 997 blood pressure checks being conducted through 16 trained connectors. In June 2024, the team attended the LGC (Local Government Chronicle) Awards and received the Inclusion Award for this project!



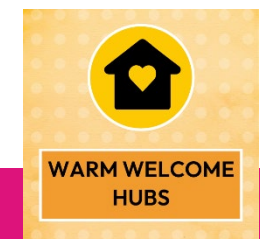
Our Year in Brief cont...

- **The DE23 Active team** produced its first evaluation for year 1 of the programme and also went on some exciting trips, including to Wembley Stadium to meet project leads from other national 'Active Through Football' programmes.
- **The Derby Wellbeing team** held 12 Wellbeing Collaboratives, with an average of 48 participants at each session.
- Alongside their day-to-day work, in March **the Social Prescribing team** celebrated Social Prescribing Day at the Derbion Community Hub.



Our Year in Brief cont...

- We continued to manage the online **Cost of Living Support Hub**, created in partnership with DCC and Derby Homes to support Derby residents, and to take any calls relating to this as part of the Derby Community Hub partnership. 5,299 calls were received and the online hub was viewed 56,685 times.
- We also continued to administer the grants for 58 **Warm Welcome Hubs**, which provided warm spaces, a hot drink and a meal, and other Cost of Living support to 63,159 adults and children.



Our Year in Brief cont...

- **The Youth Alliance Team** coordinated a Derby White Ribbon Day Campaign raising awareness about ending violence against women and girls. The Campaign won 3rd place and the High Sheriff's Association Award at the National Crimebeat Awards in March.
- **The New Arrivals Alliance** was launched, with the aim of supporting stakeholders in Derby to work together to provide early access to support for asylum seekers and resettled refugees to assist their orientation and integration. A report was commissioned by an experienced consultant and as a result of this, a New Arrivals Alliance Manager was recruited.



An aerial photograph of a winding asphalt road through rolling green hills. The road curves through the landscape, with a white car visible on one of the turns. The hills are covered in vibrant green grass, and the scene is bathed in bright sunlight, creating strong shadows. The overall atmosphere is serene and scenic.

The Road Ahead



Community Action Derby

Summary Financial Accounts

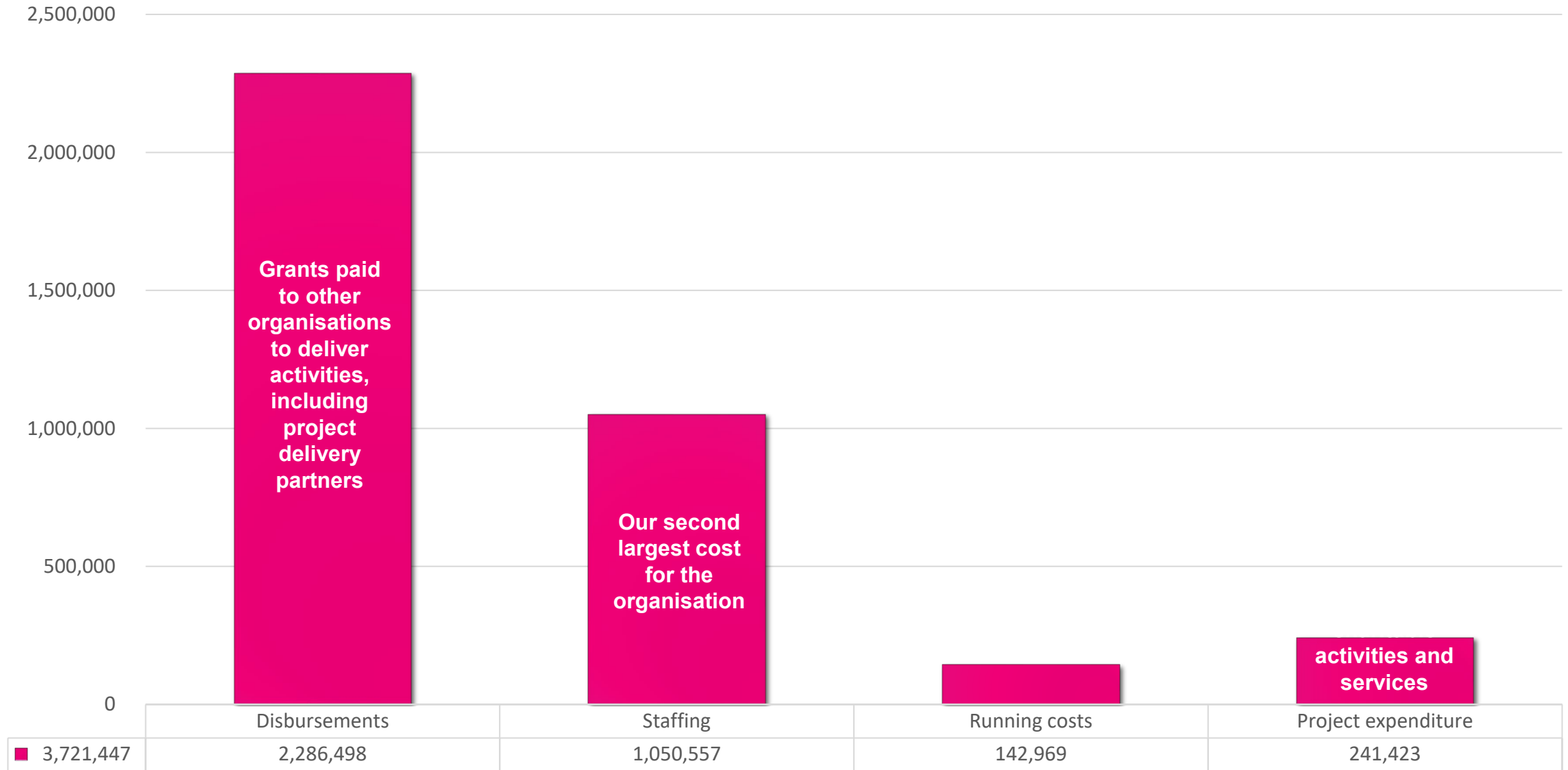
Year Ending 31 March 2024

Sophie Shields – Treasurer

STATEMENT OF FINANCIAL ACTIVITIES for the year ending 31 March 2024

	Unrestricted funds 2024	Restricted funds 2024	Total funds 2024	Total funds 2023
Income from:				
Grants and donations	6,450	3,599,428	3,605,878	3,882,662
Other trading activity & income	19,366		19,366	5,523
Total income	25,816	3,599,428	3,625,244	3,888,185
Expenditure on:				
Charitable activities	339,040	3,382,407	3,721,447	3,752,599
Total expenditure	339,040	3,382,407	3,721,447	3,725,599
Net Income & Expense	313,224	217,021	96,203	135,586
Transfer between funds	284,748	284,748		0
Net movement in funds	28,476	67,727	96,203	135,586
Reconciliation of funds				
Total funds brought forward	899,776	836,587	1,736,363	1,600,777
Net movement in funds	27,476	67,727	96,203	135,586
Total funds carried forward	871,300	768,860	1,640,160	1,736,363

How we spent the funds



Grants paid to other organisations to deliver activities, including project delivery partners

Our second largest cost for the organisation

activities and services

BALANCE SHEET as at 31 March 2024


	2024		2023	
Fixed assets				
Tangible assets	583,875	583,875	602,841	602,841
Debtors	198,471		240,810	
Cash at bank and in hand	1,021,193		1,174,081	
	1,219,664		1,414,891	
Creditors (due within 1 year)	-64,538		-169,339	
Net current assets	1,155,126	1,155,126	1,245,552	1,245,552
Total current assets less current liabilities		1,739,001		1,848,393
Creditors: Amounts falling due in more than 1 year		-94,460		-101,807
Defined benefit pension scheme liability		-4,381		-10,223
Total Net Assets		1,640,160		1,736,363
Unrestricted funds		871,300		899,776
Restricted funds		768,860		836,587
Total funds		1,640,160		1,736,363

Community Action

THANK YOU!

Derby Community Lottery

Good Cause
Launch



DERBY COMMUNITY
LOTTERY

